

Domestic Violence

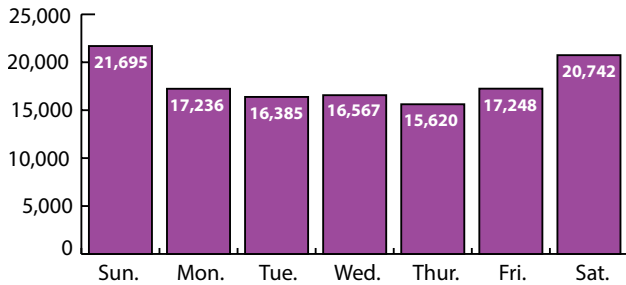
Quarterly Statistical Report — Year to Date September 2014

Year-to-date through September, citywide domestic-related call events decreased to 125,493 (-5,239 or -4.0%) in 2014 vs. 2013's 130,732. Domestic disturbances were -3,835 or -4.1% lower, domestic batteries declined -849 or -2.5%, violation order of protection (VOOP) events dropped by -498 or -13.7%, and by -57 or -21.3% for VOOP by monitoring device. For comparison, all call events were -15,574 or -0.9% lower. During the first nine months, the daily average number of domestic call events declined to 460 in 2014 versus 479 in 2013.

Reported domestic incidents for the first nine months numbered 33,291 in 2014, a decline of -4,267 (-11.4%) versus 2013 levels. Included therein, simple batteries fell by -2,140 (-10.1%), vandalism by -437 (-17.7%), telephone threats by -419 (-22.6%), aggravated battery by -228 (-13.9%), and simple assaults by -220 (-7.7%). For comparison, all crime incidents thru 3Q2014 were -28,468 (-12.1%) lower than YTD thru 3Q2013.

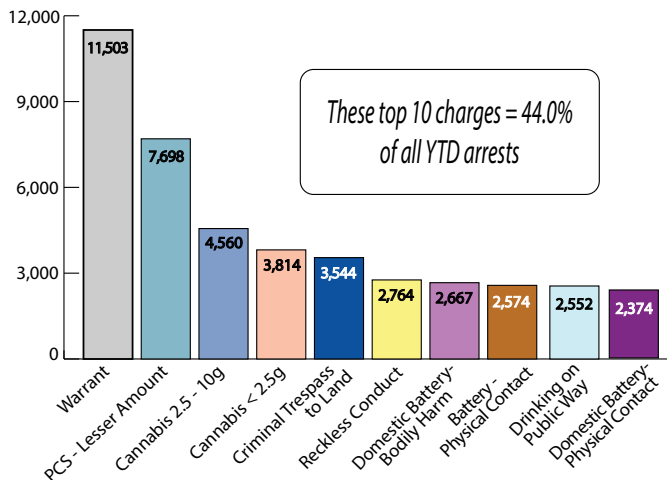
Comparing YTD third-quarter of 2014 to 2013, simple domestic battery arrests fell to 5,072 from 5,341 (-269, -5.0%), violation of an order of protection arrests slipped to 435 from 463 (-28, -6.0%), and aggravated domestic battery arrests slid to 62 from 63 (-1, -1.6%). Total arrests citywide dropped to 100,103 from 111,175 (-11,072, -10.0%).

Domestic-Related Call Events By Day Of Week



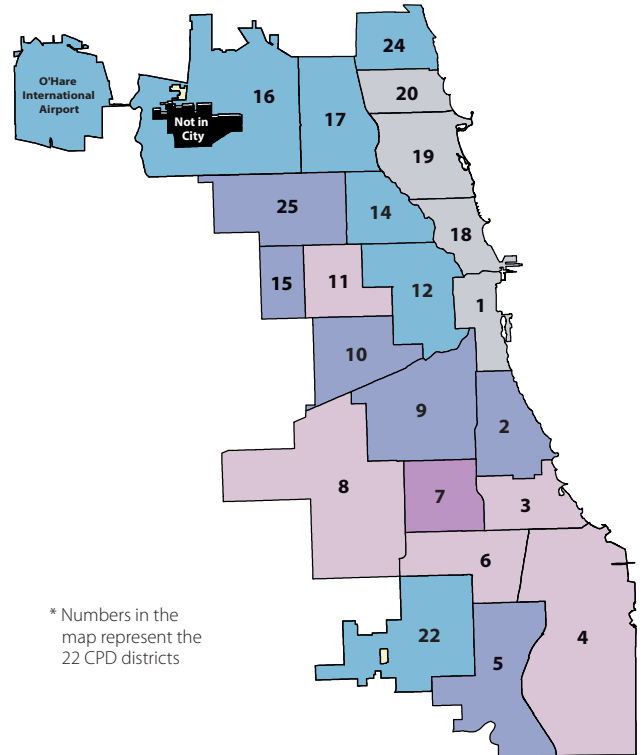
Total Domestic-Related Calls = 125,493 YTD - September 2014

Most Common Arrest Charges



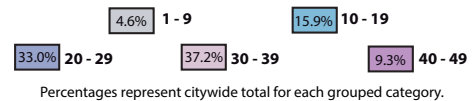
Total of All Arrests = 100,103 YTD - September 2014

Domestic-Related Call Events Per Day by District *

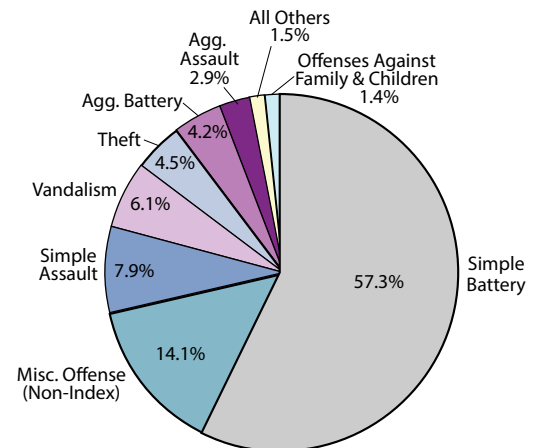


* Numbers in the map represent the 22 CPD districts

Average number of Domestic Disturbance, Domestic Battery, and Violation of Order of Protection call events per day.



Most Common Domestic Crimes



Total Domestic Crimes = 33,291 YTD - September 2014

Data may include relationships not covered by the Illinois Domestic Violence Act

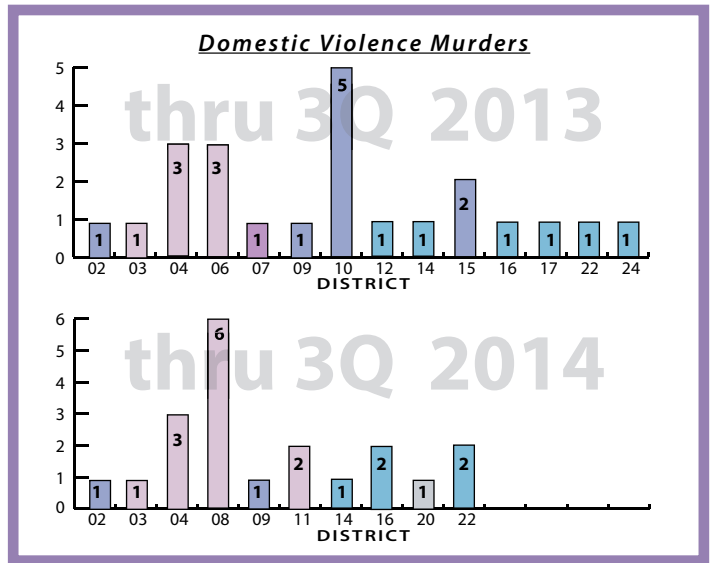
Quarterly Domestic Violence Summary

Through the third quarter, Compstat and detectives determined that there were 20 general domestic murders in 2014 compared to 23 in 2013 (-13.0%). There were five child abuse murders through 3Q2014 versus four through 3Q2013 (+25.0%).

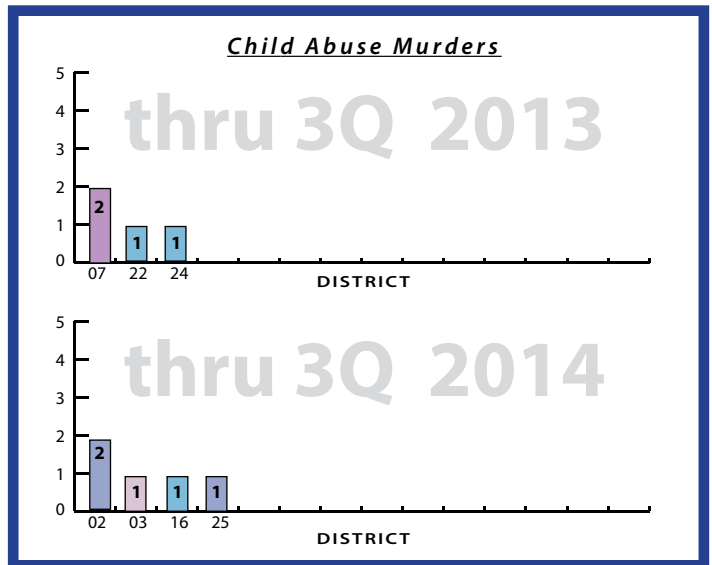
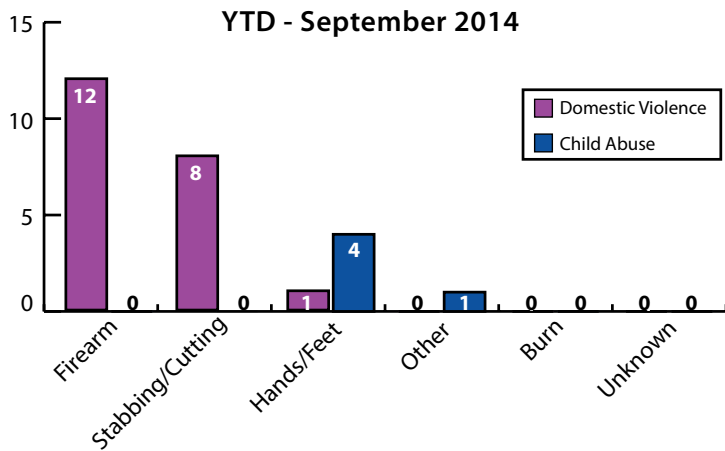
Three of the child abuse murder victims died on their injury day, the other two died two and three days after their injury. All but three of the general domestic murder victims died on their injury day; the three died either one, four, or 10 days later.

Of the year-to-date general domestic murder victims: nine were females and 11 were males; one victim was age seven, two victims were age 18, nine were in their 20s, three were in their 30s, two victims were in their 40s, and three were in their 50s. There were two hispanic victims, three whites, 13 blacks, and two of unknown race at this time. Victims' relationships to the offender were: one each of daughter, ex-boyfriend, roommate, and common-law-wife; two each of boyfriend, girlfriend, uncle, wife, and not established; and six listed as some acquaintance.

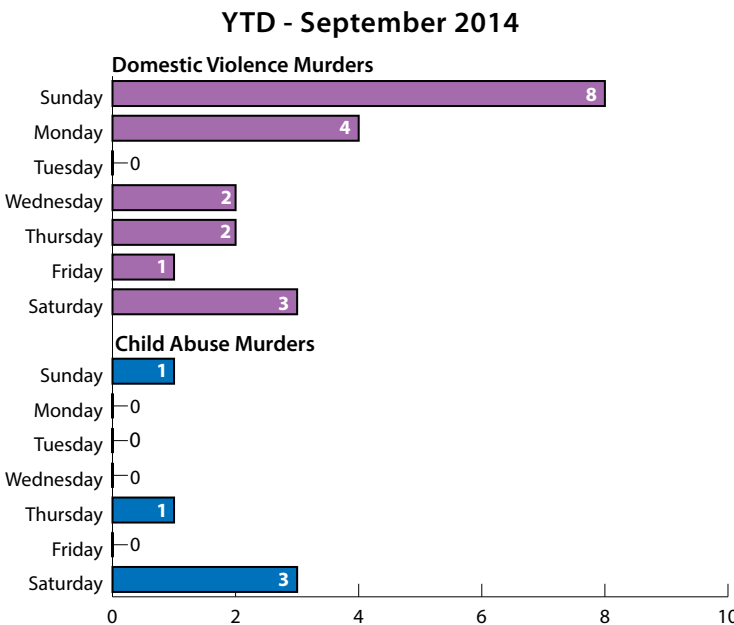
Domestic Violence and Child Abuse Murders By District, YTD 2013 vs 2014



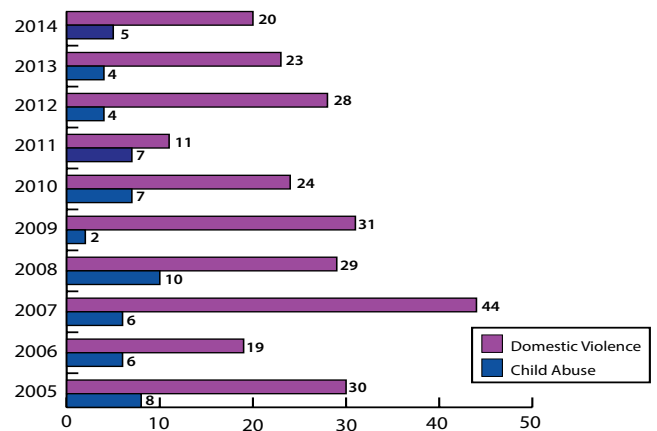
Domestic Violence and Child Abuse Murders By Weapon Type



Domestic Violence and Child Abuse Murders By Day of Injury



Domestic Violence Murders Ten Year Trend, YTD - September



Data may include relationships not covered by the Illinois Domestic Violence Act